

ELION

LOGISTICS PARK DC

14900 ELION WAY, BRANDYWINE, MARYLAND

LOCATED 25 MINUTES FROM WASHINGTON, DC

LEASED

**400,762 SF
AVAILABLE**

5.81 ACRES
PARKING

ELION
LOGISTICS PARK DC



JLL METRO DC INDUSTRIAL

JOHN DETTEFF

DAN COATS


703 485 8831

703 891 8410

john.detteff@jll.com

dan.coats@jll.com

EXECUTIVE SUMMARY



SPEED TO MARKET

- 401K IMMEDIATELY AVAILABLE
- THE BALANCE OF THE PARK'S FAR IS SITE PLAN APPROVED



SCALE

- 270 ACRE INDUSTRIAL PARK
- 3.0M SF+ POTENTIAL FAR



PROXIMITY

- LOCATED 10 MILES FROM THE WASHINGTON, DC BELTWAY
- CONNECTIVITY TO RICHMOND AND BALTIMORE VIA RT 301



INFRASTRUCTURE

- HEAVY POWER - ADJACENT TO A POWER PLANT
- RAIL - ADJACENT TO CSX RAIL



HEAVY INDUSTRIAL ZONING

- ZONED
- LARGEST HEAVY INDUSTRIAL ZONED OPPORTUNITY IN METRO DC

ELION
LOGISTICS PARK DC



IMMEDIATE AVAILABILITY

ADDRESS	14900 Elion Way Brandywine, Maryland 20613	TRUCK COURT	60' concrete apron
LAND AREA	74.88 AC.	DOCK DOORS	78 dock positions; 39 dock doors fully trimmed w/ 9'x10' overhead doors, levelers, and dock seals
ZONING	I-2, I-3	DRIVE-IN DOORS	4
RENTABLE BUILDING AREA	400,762 SF	CAR PARKING	172, expandable by 918 or 2.29/1,000 SF
COMPLETED	2024	TRAILER PARKING	200, expandable by 108
CONSTRUCTION TYPE	Tilt wall	POWER	4,000-Amp Service - SMECO
BUILDING DIMENSIONS	1,404' x 570'	FIRE PROTECTION	ESFR
CLEAR HEIGHT	40'	LIGHTING	LED
ROOF	60-mil TPO roofing fully adhered over rigid insulation	MECHANICAL	2 rooftop units (RTU)s, 6 makeup air units (MAU); horizontal & vertical units to 50 deg with 100% outside air. Exhaust for 1/2 air changes per hour summer ventilation
COLUMN SPACING	50'x54' typical, 60'x54' speed bays	WATER/SEWER	8" sanitary, 8" domestic water line
FLOOR	8" unreinforced concrete slab-on-grade over 4" lay of crushed aggregate		

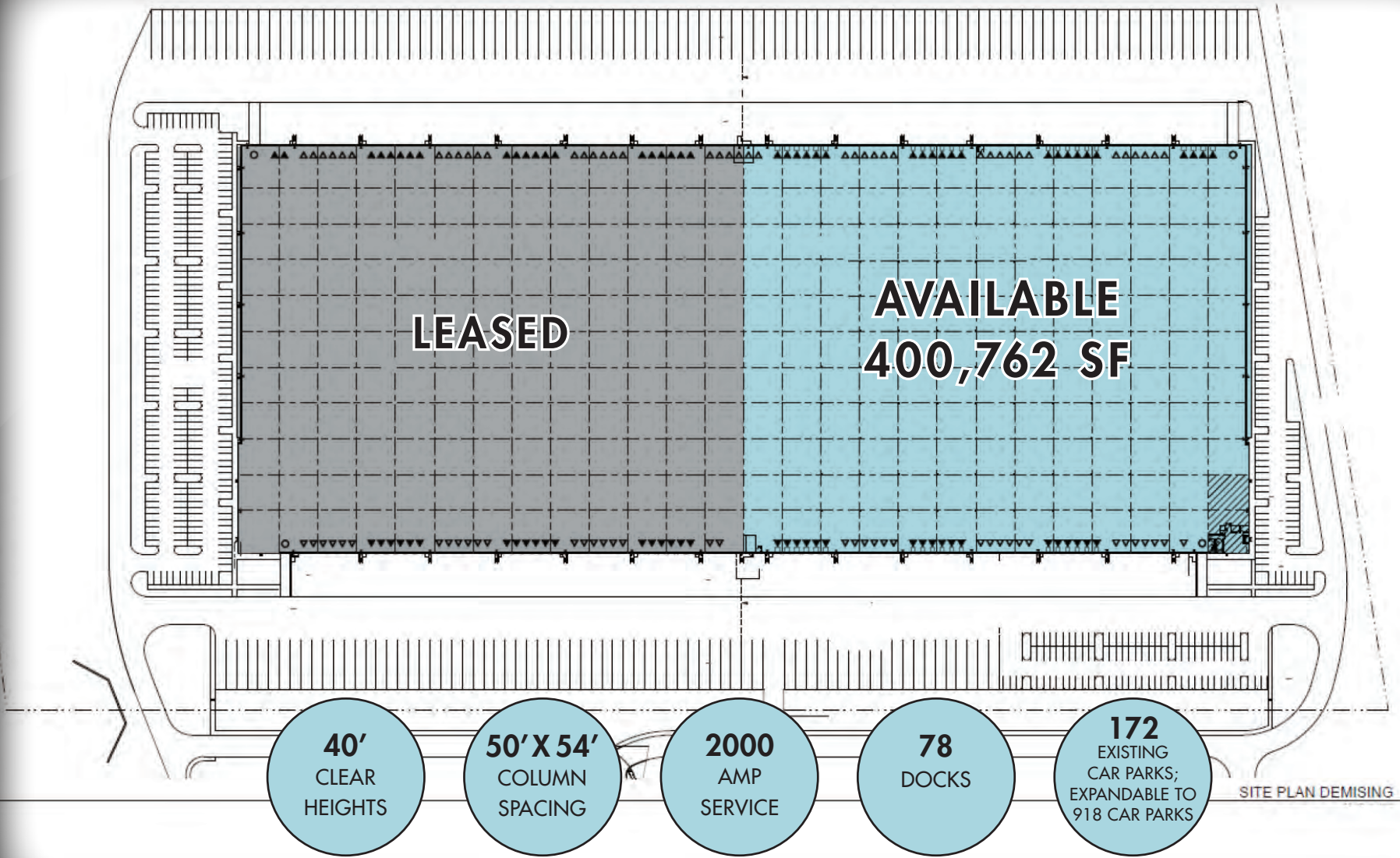
E L I O N
LOGISTICS PARK DC

400,762 SF AVAILABLE

LEASED

5.81 ACRES PARKING





HYPOTHETICAL SITE PLAN



3,037,124 SF CONTIGUOUS IN ONE PARK

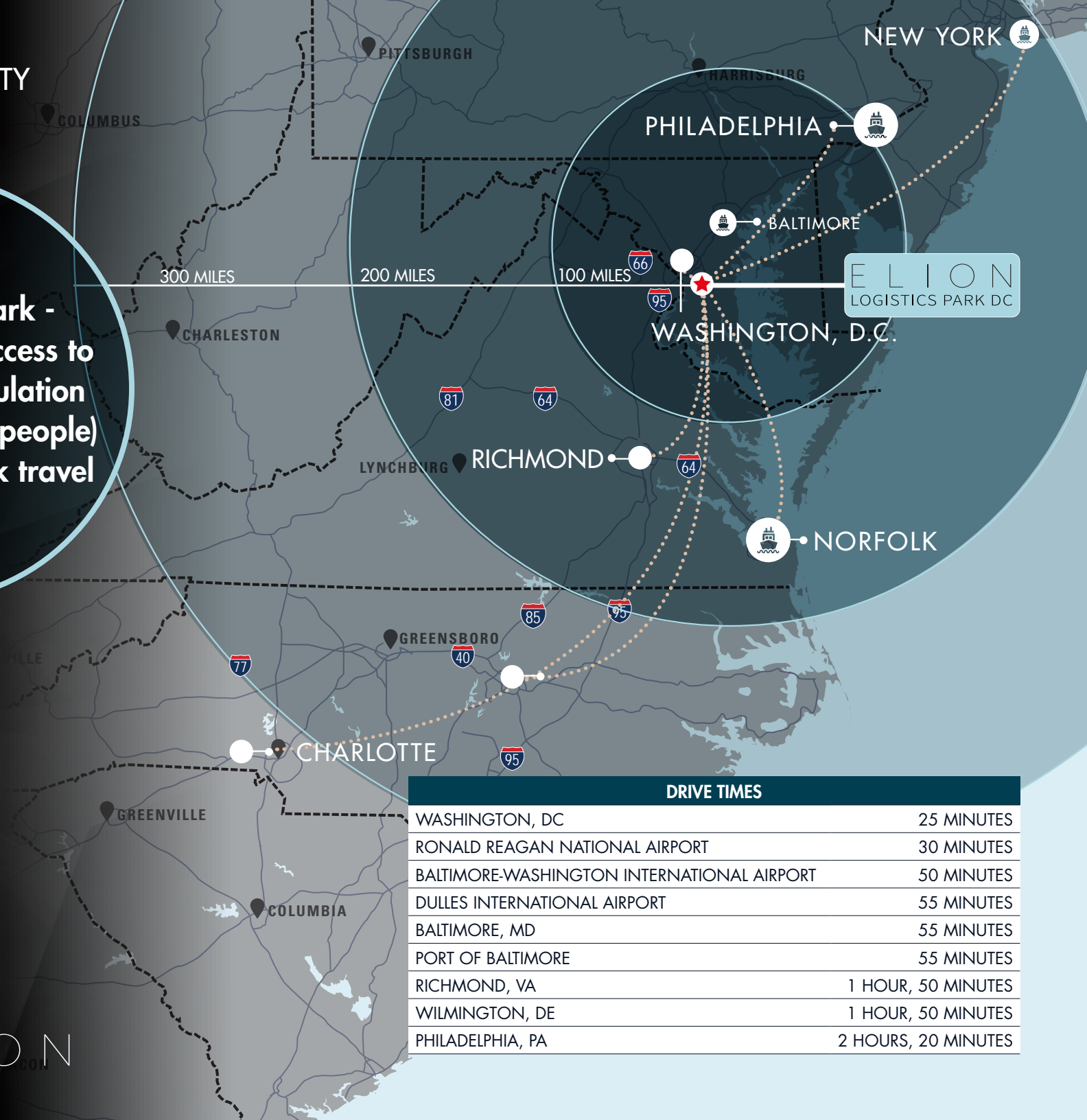






EAST COAST PROXIMITY

Elion Logistics Park - Building I allows access to 1/3 of the US population (nearly 140 million people) within a day's truck travel

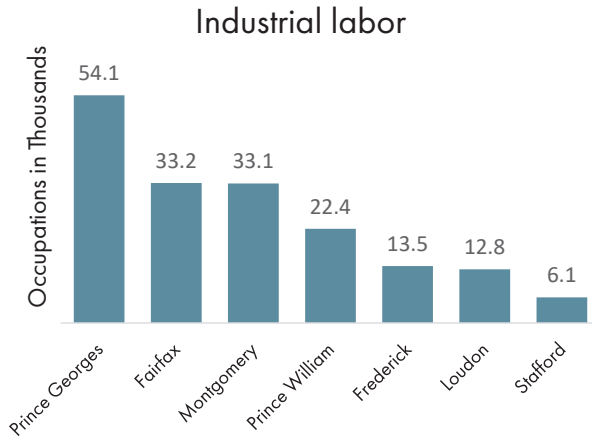


ELION
LOGISTICS PARK DC

DRIVE TIMES	
WASHINGTON, DC	25 MINUTES
RONALD REAGAN NATIONAL AIRPORT	30 MINUTES
BALTIMORE-WASHINGTON INTERNATIONAL AIRPORT	50 MINUTES
DULLES INTERNATIONAL AIRPORT	55 MINUTES
BALTIMORE, MD	55 MINUTES
PORT OF BALTIMORE	55 MINUTES
RICHMOND, VA	1 HOUR, 50 MINUTES
WILMINGTON, DE	1 HOUR, 50 MINUTES
PHILADELPHIA, PA	2 HOURS, 20 MINUTES

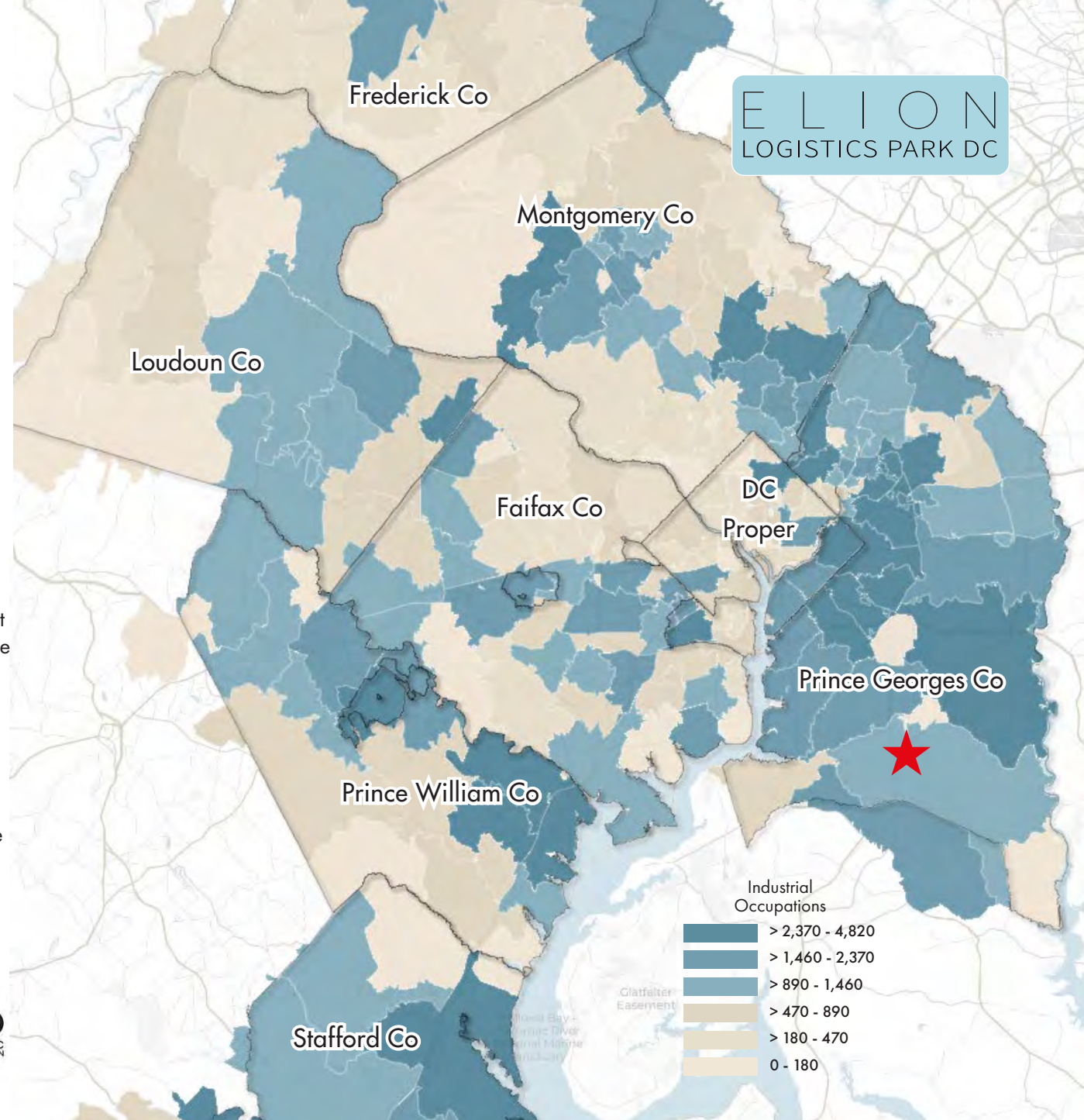
LABOR AND INCENTIVES

ELION
LOGISTICS PARK DC



Elion Logistics Park is strategically situated within the Washington DC Metropolitan Statistical Area (MSA), offering occupiers a competitive edge. With the highest concentration of industrial occupations in the region, the park provides businesses with unparalleled access to a skilled and abundant labor force while still maintaining proximity to population centers within the metro.

Elion Logistics Park offers the additional benefit of lower-cost housing options for employees. This is a significant advantage for businesses looking to provide their workforce with affordable accommodation options, ultimately improving their work-life balance and potentially reducing labor costs.





LEASED

400,762 SF AVAILABLE

5.81 ACRES PARKING



**400,762 SF
AVAILABLE**

**5.81 ACRES
PARKING**

LEASED

Although information has been obtained from sources deemed reliable, JLL does not make any guarantees, warranties or representations, express or implied, as to the completeness or accuracy as to the information contained herein. Any projections, opinions, assumptions or estimates used are for example only. There may be differences between projected and actual results, and those differences may be material. JLL does not accept any liability for any loss or damage suffered by any party resulting from reliance on this information. If the recipient of this information has signed a confidentiality agreement with JLL regarding this matter, this information is subject to the terms of that agreement. ©2025 Jones Lang LaSalle Brokerage, Inc. All rights reserved.